CL-201 シリーズ

Miniature Chip LED CL-201 Series ■Super Brightness ■Side-lighting Type



3.2(L)×2.4(W)×2.4(H)mm

- 上面発光及び側面発光のいずれにも実装可能です。
- 発光部周辺にリフレクタを配した高輝度タイプです。
- CL-201には上向き(上面)と横向き(側面)のテーピング仕様がありますので、ご発注時にはご指定ください。

- Both mounting available: namely, upright and right-angle mounting
- The package provides a reflector area around the LED die and it enhances higher brightness.
- For CL-201there are two ways of taping, namely, taping upward and taping sid-eways. Please specify when ordering.

●絶対最大定格/Absolute Maximum Rating (Ta 25℃)

Series	Pd (mW)	I_F (mA)	I_{FP} (mA)	V_R (V)	Top (℃)	Tst (℃)
CL-201 (UR,HRを除く Except UR and HR)	65	25	100※1	5	−25～+80	−30～+85
CL-201UR/HR	78	30				

※1 I_{FP}の条件はduty 1/10、パルス巾0.1msecです。

※1 Condition for I_{FP} is pulse of 1/10 duty and 0.1msec width.

●電気的光学的特性/Electro-optical Characteristics (Ta 25℃)

Code for parts	Lighting color	V_F I_F (mA)	V_F typ (V)	V_F max (V)	λ_P typ (nm)	$\Delta\lambda$ typ (nm)	I_V※ I_F (mA)	I_V※ min (mcd)	I_V※ typ (mcd)
CL-201R	Red	20	2.2	2.6	700	100	20	2.5	7.8
CL-201D	Orange	20	2.2	2.6	605	40	20	9.8	39
CL-201Y	Yellow	20	2.1	2.6	589	40	20	9.4	31
CL-201YG	Yellow green	20	2.2	2.6	570	30	20	23	95
CL-201G	Green	20	2.2	2.6	567	26	20	11	53
CL-201FG	Fresh green	20	2.2	2.6	560	26	20	8.8	30
CL-201PG	Pure green	20	2.2	2.6	557	24	20	2.9	15
CL-201SR	Super brightness red	20	2	2.6	650	40	20	5.7	29
CL-201SD	Super brightness orange	20	2	2.6	630	40	20	8.6	35
CL-201UR	Ultra brightness red	20	1.8	2.6	660	20	20	17	94
CL-201HR	High brightness red	20	1.8	2.6	660	20	20	37	147

※NIST規格に準拠

※Per NIST standards

●外形寸法図/Outline drawing

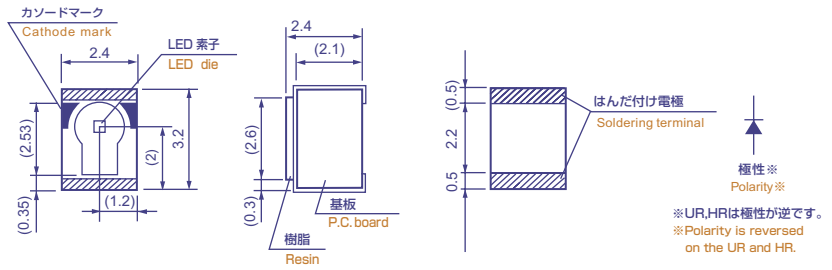

単位/Unit : mm

推奨はんだ付けパターン
The following soldering patterns are recommended for reflow-soldering:

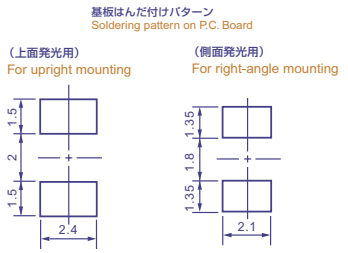
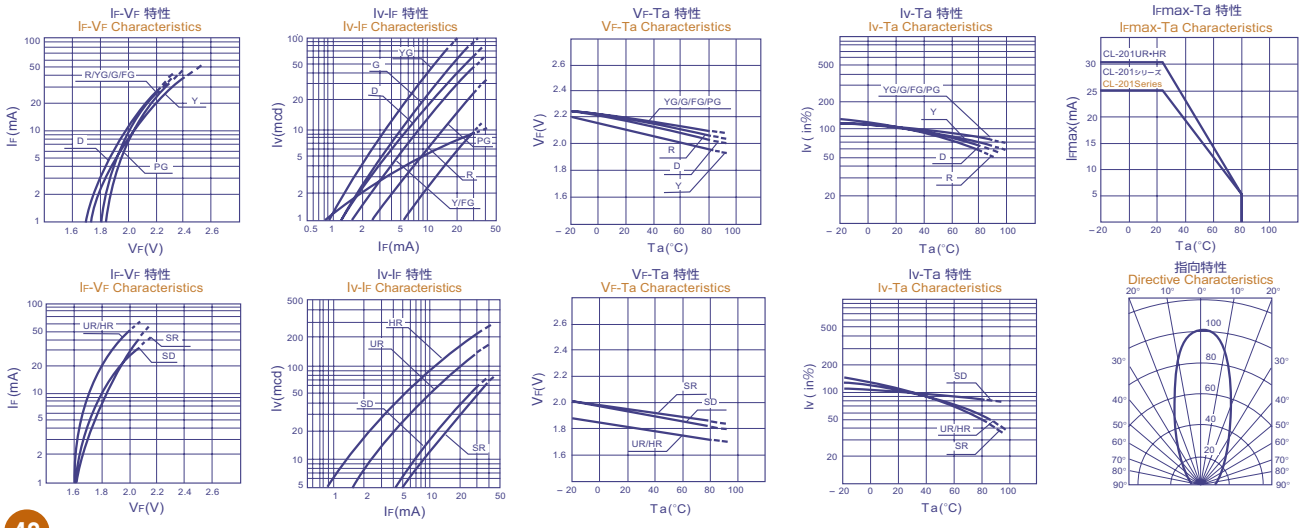
■ 諸特性／Characteristics