

## Chip Trimmer Potentiometers

## チップ半固定ポテンシヨメータ

## FEATURES

- Space Saving Size
- Easily adjusts with standard screwdriver.
- Metal-glaze resistance element gives excellent stability and protection against environmental factors.
- Can be mounted to a circuit board with adhesive.
- Designed for reflow soldering.
- Supplied in 8mm tape for automatic assembly equipment.

## APPLICATIONS

CAMERA built-in VCR, 8mm VCR, VCR camera, still camera, headphone stereos, LCD television, disk drive, bar code equipment, radar detectors, hand held equipments.

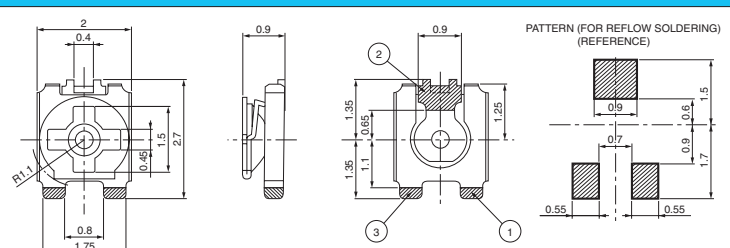

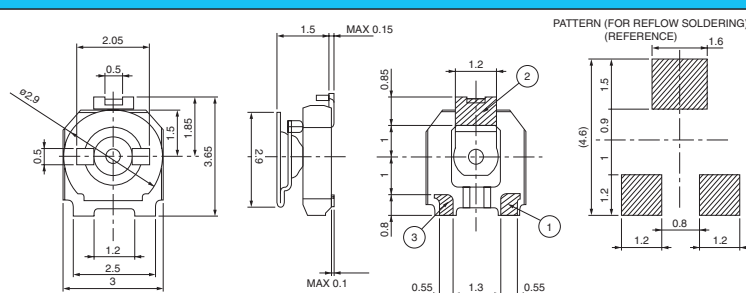

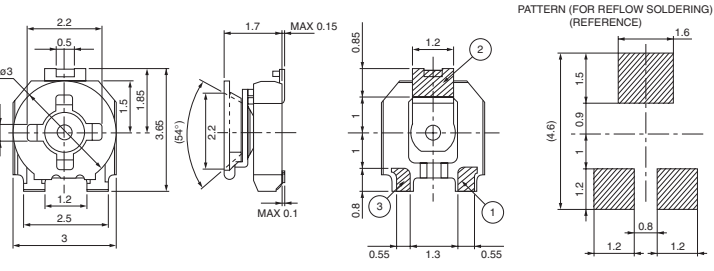

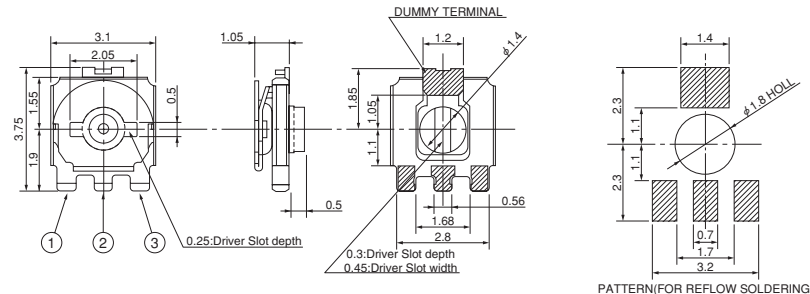

## 特長

- 小型でしかも薄型です。
- 素子には、メタルグレイズ抵抗体を使用していますので、安定性、耐候性に優れています。

## 用途

カメラ型VTR、8mmVTRカメラ、スチールカメラ、ヘッドホンステレオ、液晶テレビ、フロッピーディスクドライブ装置、その他高密度実装が要求される民生・産業用機器。

## DIMENSIONS 外形寸法

Model	External Dimensions	Unit:mm
<b>TMC2K2J</b> (for automatic adjustment) (Thin type)	Example of Order Number : TMC2K2J-0B10K-TR 	
 ① 3000pcs/Reel	<ul style="list-style-type: none"> <li>• If you need the product with an insulated sheet, please request it.</li> <li>• 絶縁シート付き品ご希望の場合は、ご用命願います。</li> </ul>	
<b>TMC3K</b>	Example of Order Number : TMC3K-0B10K-TR 	
 ② 2000pcs/Reel		
<b>TMC3KJ</b>	Example of Order Number : TMC3KJ-0B10K-TR 	
 ③ 2000pcs/Reel		
<b>TMC3K3B</b> (Top & back side adjustment)	Example of Order Number : TMC3K3B-0B10K-TR 	
 ④ 2000pcs/Reel		

• Specifications in this catalog are presented basically for informative purposes.


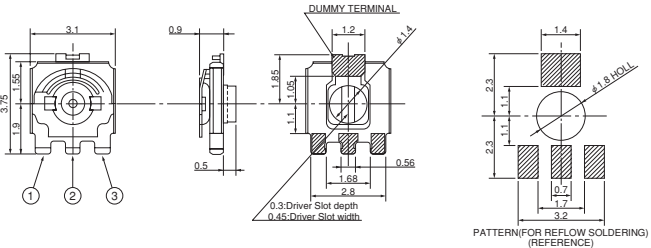

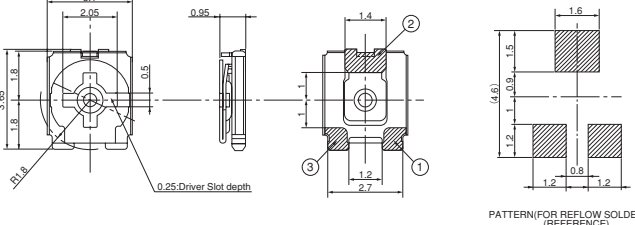

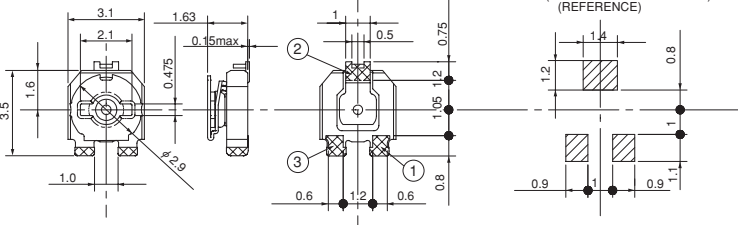

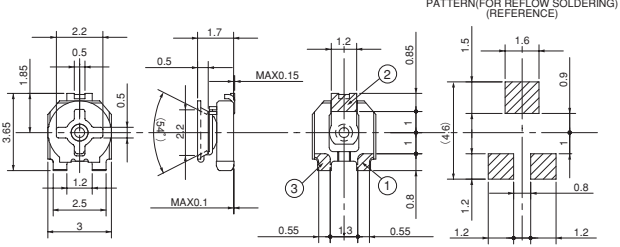
We request the exchange of official approval drawings before placing order.

• 当カタログは参考仕様ですので、ご使用にあたっては正式納入仕様書の取り交わしをお願いします。

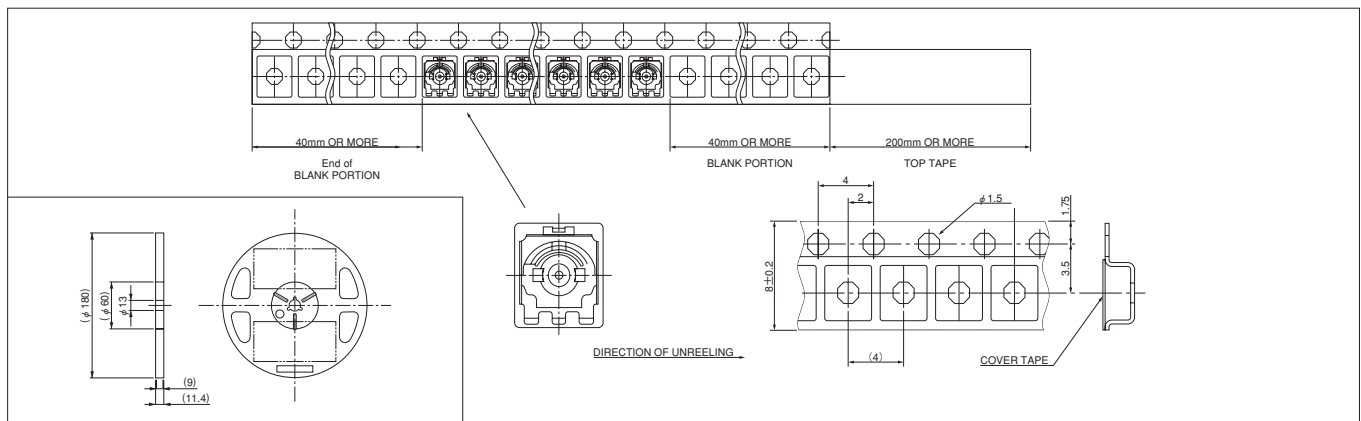
Chip Trimmer Potentiometers

チップ半固定ポテンシヨメータ

DIMENSIONS 外形寸法

Model	External Dimensions	Unit:mm
<b>TMC3K3R</b> (Back side adjustment)  ⑤ 2000pcs/Reel	Example of Order Number : TMC3K3R-0B10K-TR 	
<b>TMC3K4J</b> (With Rotation stopper) (Thin type)  ⑥ 3000pcs/Reel	Example of Order Number : TMC3K4J-0B10K-TR 	
<b>TMC3K5</b>  ⑦ 2000pcs/Reel	Example of Order Number : TMC3K5-B10K-TR 	
<b>TMC3K6J</b> (for automatic adjustment)  ⑧ 2000pcs/Reel	Example of Order Number : TMC3K6J-B10K-TR 	

REEL DIMENSION



•Specifications in this catalog are presented basically for informative purposes.  
We request the exchange of official approval drawings before placing order.  
•当カタログは参考仕様ですので、ご使用にあたっては正式納入仕様書の取り交わしをお願いします。

Chip Trimmer Potentiometers

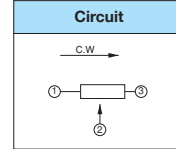
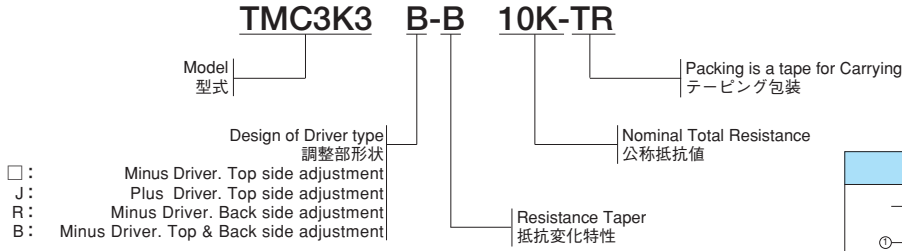
チップ半固定ポテンシヨメータ

TYPE DESIGNATION

品名構成

Example of indicating Order Number

注文番号の記載例



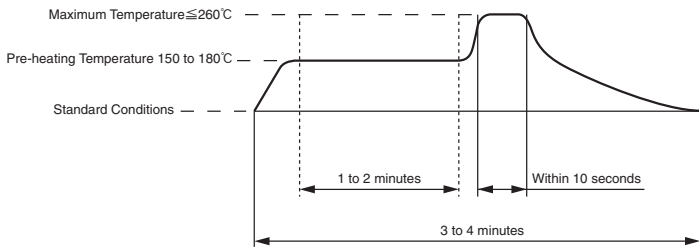
SPECIFICATIONS

仕様

	① TMC2K2J	② TMC3K	③ TMC3KJ	④ TMC3K3B	⑤ TMC3K3R	⑥ TMC3K4J	⑦ TMC3K5	⑧ TMC3K6J	
Operating Temperature Range 使用温度範囲	-40 to 100°C	-55 to 125°C					-40 to 110°C		
Rated Power 定格電力	0.15W at 70°C						0.2W at 70°C		
Maximum Rated Voltage 最高使用電圧	AC50V, DC50V								
Nominal Total Resistance 公称抵抗値 (E-3 Series)	100Ω, 220Ω, 470Ω, 1kΩ, 2.2kΩ, 4.7kΩ, 10kΩ, 22kΩ, 47kΩ, 100kΩ, 220kΩ, 470kΩ, 1MΩ, 2.2MΩ								
Total Resistance Tolerance 全抵抗値許容差	Within ±30% of the nominal total resistance		Within ±25% of the nominal total resistance						
Resistance Taper 抵抗変化特性	B (Linner Taper :JIS 0B)								
Resistance Temperature Coefficient 抵抗温度係数	Within ±250ppm/°C								
Total Rotational Angle 全回転角度	Endless (effective rotational angle 260±20°)	Endless (effective rotational angle 250±20°)			270±20°	Endless (effective rotational angle 250±20°)			
Rotational Torque 回転トルク	0.5 to 15mN·m	1 to 20mN·m			1 to 12mN·m	2 to 20mN·m	1 to 12mN·m		
Endurance (Sliding) 耐久性 (しゅう動)	10cycles	20cycles (10cycles at 100Ω)		10cycles			20cycles	20cycles(10cycles at 200Ω less)	
Weight at 1 pcs 重さ (1個)	11mg	37mg	40mg	36mg	32mg	31mg	37mg		

REFLOW SOLDERING REQUIREMENTS

Refer to the figure below for profile of reflow soldering.



Note1. Manual Soldering:

In case of soldering by a soldering iron, it shall be finished within 3 seconds and the temperature of the tip of the soldering iron shall be 350°C max.

Note2. Flux Rinsing:

After reflow soldering operation, part may be used without rinsing, if flux is well controlled. In case flux rinsing is done, flux shall be removed sufficiently.

注1) 手付けはんだ

端子のはんだ付け作業を、手はんだで実施する場合は、はんだコテ先温度、350°C (20Wコテ)、3秒以下で手際よくお済ませ下さい。

注2) フラックス洗浄

本品は、リフローはんだ付け後、洗浄なしでも使用できます。ただし、フラックスあがりには十分ご注意ください。また、洗浄する場合には、十分フラックスを除去してください。

•Specifications in this catalog are presented basically for informative purposes.

We request the exchange of official approval drawings before placing order.

•当カタログは参考仕様ですので、ご使用にあたっては正式納入仕様書の取り交わしをお願いします。