

# SHINDENGEN

## General Purpose Rectifiers

SIL Bridges

# D5SB60

## 600V 6A

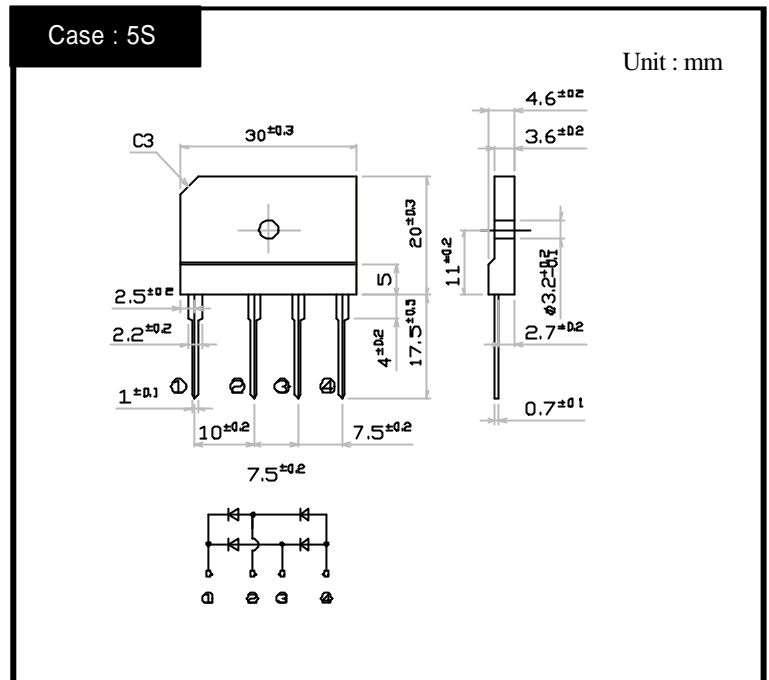
### FEATURES

Thin Single In-Line Package  
 High IFSM  
 Applicable to Automatic Insertion

### APPLICATION

Switching power supply  
 Home Appliances, Office Equipment  
 Telecommunication, Factory Automation

### OUTLINE DIMENSIONS



### RATINGS

Absolute Maximum Ratings (If not specified Tc=25 )

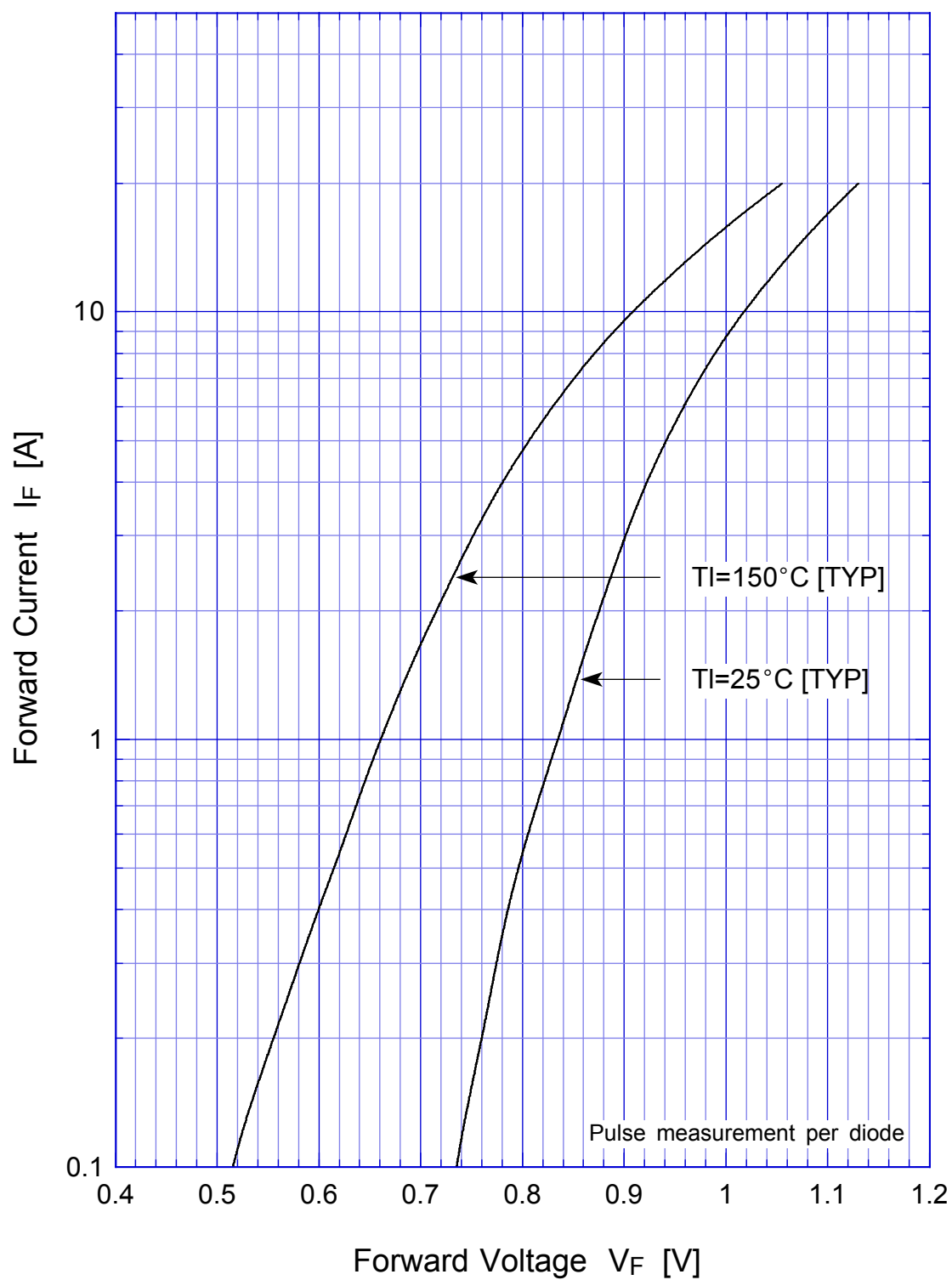
Item	Symbol	Conditions	Ratings	Unit
Storage Temperature	Tstg		-40 ~ 150	
Operating Junction Temperature	Tj		150	
Maximum Reverse Voltage	V <sub>RM</sub>		600	V
Average Rectified Forward Current	I <sub>O</sub>	50Hz sine wave, R-load With heatsink Tc=111	6	A
		50Hz sine wave, R-load Without heatsink Ta=25	2.8	
Peak Surge Forward Current	I <sub>FSM</sub>	50Hz sine wave, Non-repetitive 1cycle peak value, Tj=25	170	A
Current Squared Time	I <sup>2</sup> t	2ms t < 10ms Tj=25	140	A <sup>2</sup> s
Dielectric Strength	V <sub>dis</sub>	Terminals to case, AC 1 minute	2	kV
Mounting Torque	TOR	(Recommended torque 0.5N·m)	0.8	N·m

Electrical Characteristics (If not specified Tc=25 )

Item	Symbol	Conditions	Ratings	Unit
Forward Voltage	V <sub>F</sub>	I <sub>F</sub> =3A, Pulse measurement, Rating of per diode	Max.1.05	V
Reverse Current	I <sub>R</sub>	V <sub>R</sub> =V <sub>RM</sub> , Pulse measurement, Rating of per diode	Max.10	μA
Thermal Resistance	j-c	junction to case With heatsink	Max.3.4	/W
	j-l	junction to lead Without heatsink	Max.5	
	j-a	junction to ambient Without heatsink	Max.26	

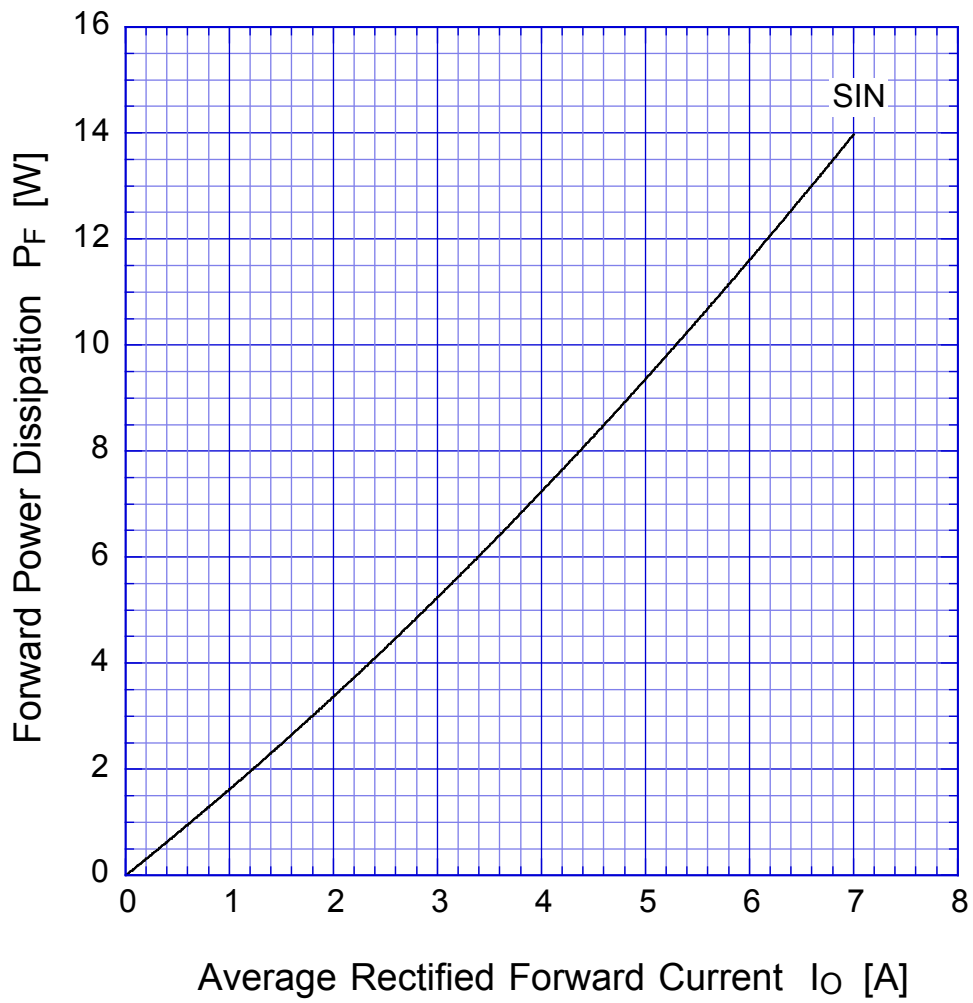
D5SBx

Forward Voltage



D5SBx

Forward Power Dissipation

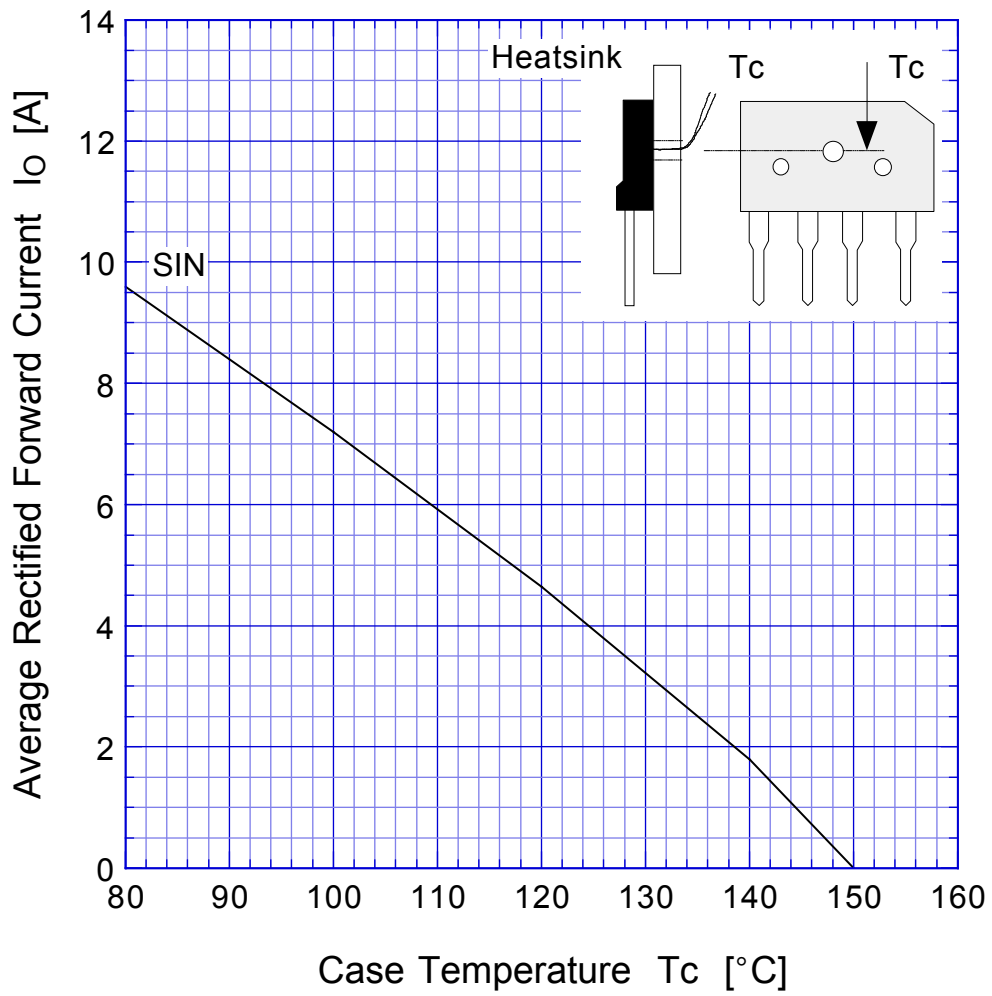


$T_j = 150^\circ\text{C}$

Sine wave

# D5SBx

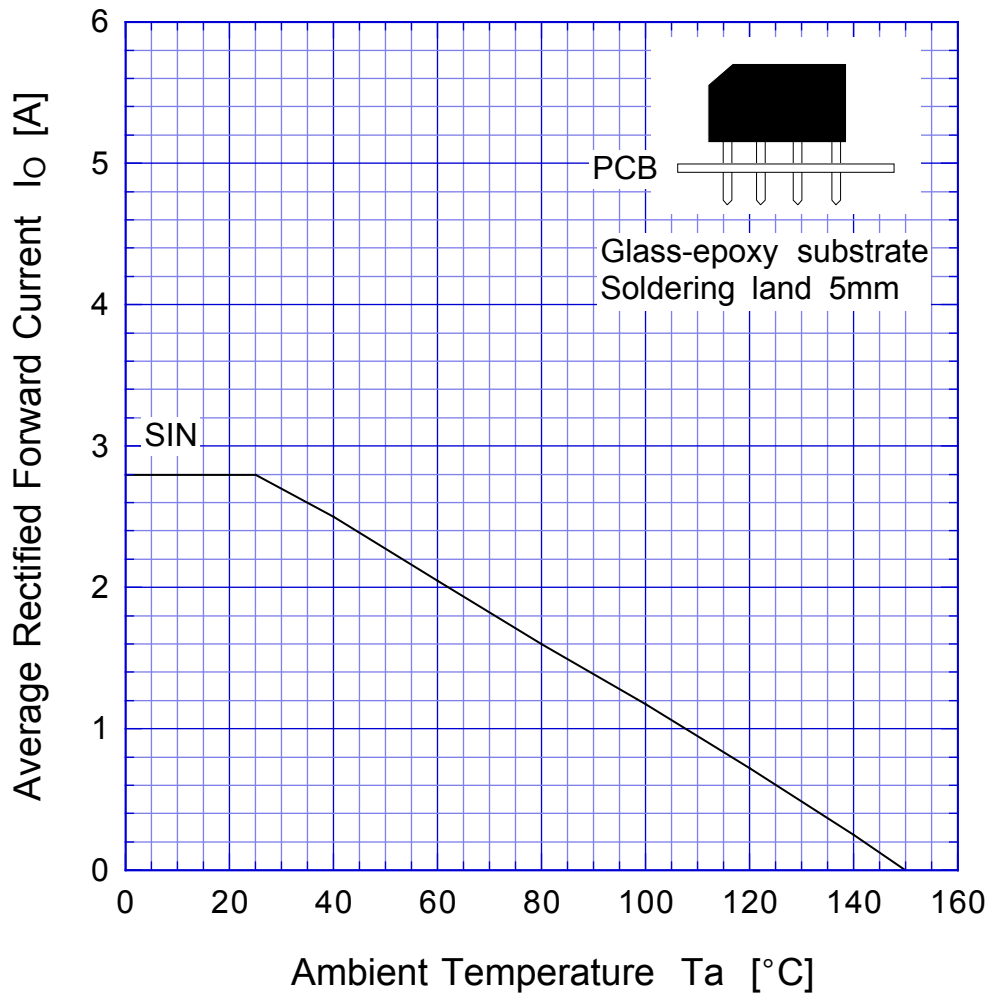
## Derating Curve



Sine wave  
R-load  
with heatsink

# D5SBx

## Derating Curve



Sine wave  
R-load  
Free in air

# D5SBx

## Peak Surge Forward Capability

