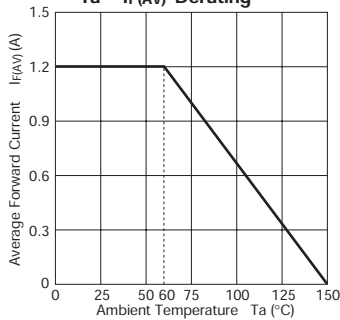


Ultra-Fast-Recovery Rectifier Diodes

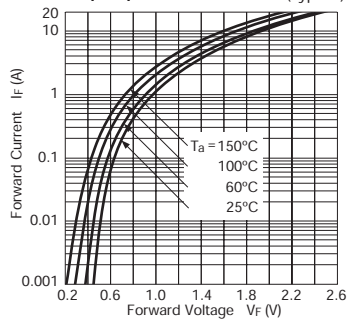
Parameter Type No.	Absolute Maximum Ratings					Electrical Characteristics (Ta=25°C)							Others				
	V _{RM} (V)	I _{F(AV)} (A)	I _{FSM} (A) 50Hz Half-cycle Sinewave Single Shot	T _J (°C)	T _{stg} (°C)	V _F (V)		I _R (mA)	I _R (H) (mA)	t _{rr} ① (ns)	t _{rr} ② (ns)	R _{th(j-ℓ)} (°C/W)	Mass (g)	Fig.			
						max	I _F (A)								V _R =V _{RM} max	V _R =V _{RM} Ta=100°C max	I _F /I _{RP} (mA)
RG 2Z	200	1.2	50	-40 to +150		1.5	1.5	0.5	2.5	100	100/100	50	100/200	12	0.6	Ⓐ	
RG 2	400					1.8											2.0
RG 2A	600					2.0											1.0

RG 2Z

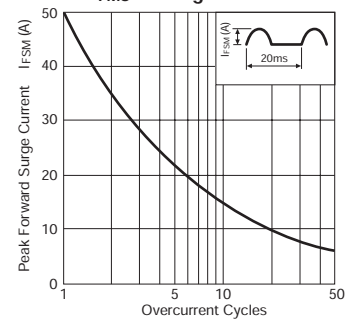
Ta—I_{F(AV)} Derating



V_F—I_F Characteristics (Typical)

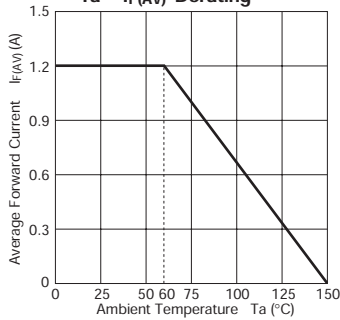


I_{FSM} Rating

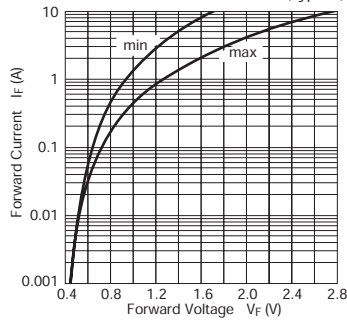


RG 2

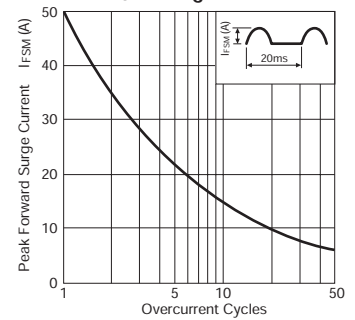
Ta—I_{F(AV)} Derating



V_F—I_F Characteristics (Typical)

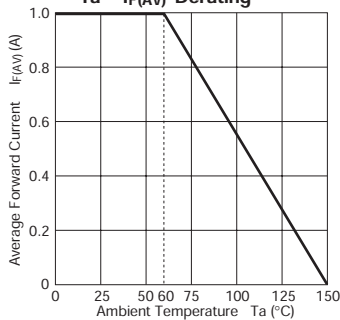


I_{FSM} Rating

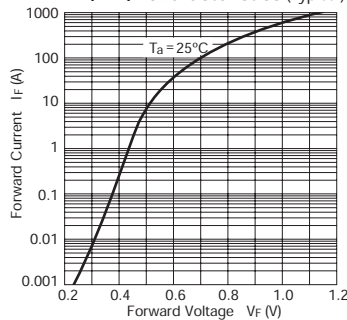


RG 2A

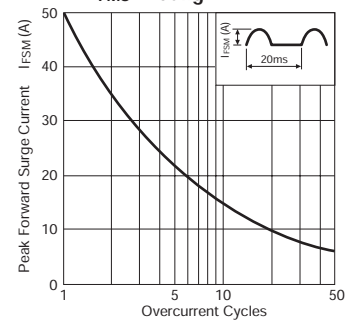
Ta—I_{F(AV)} Derating



V_F—I_F Characteristics (Typical)



I_{FSM} Rating



External Dimensions

(Unit: mm)

Flammability:
UL94V-0 or Equivalent

