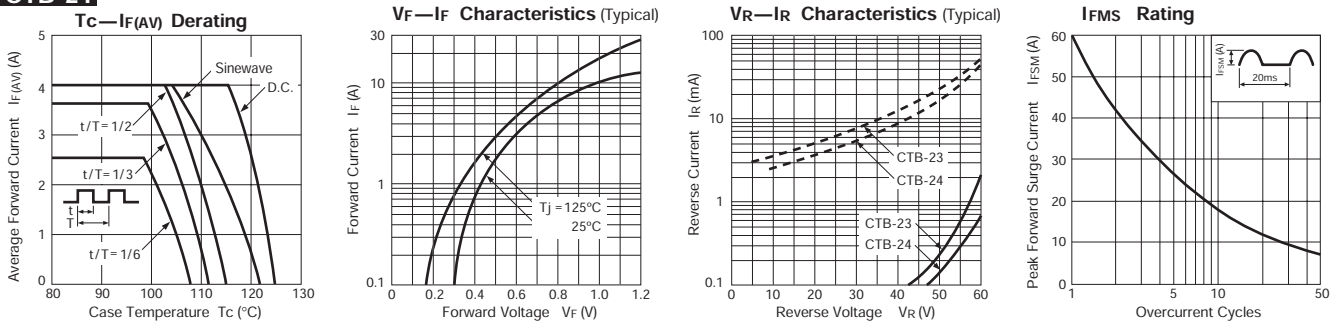


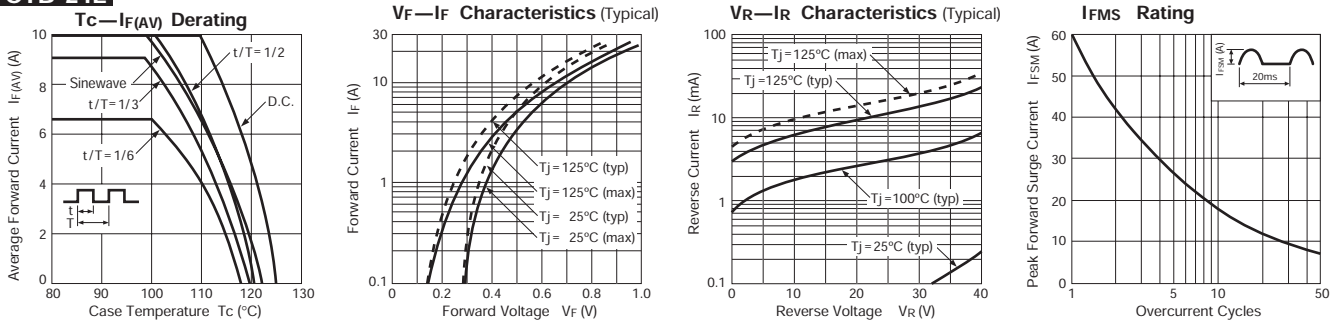
# Schottky Barrier Diodes (Center-tap) 40V

Parameter Type No.	Absolute Maximum Ratings					Electrical Characteristics (Ta=25°C)					Others					
	V <sub>RM</sub> (V)	I <sub>F(AV)</sub> (A) With Heatsink	I <sub>FSM</sub> (A) 50Hz Half-cycle Sinewave Single Shot	T <sub>J</sub> (°C)	T <sub>stg</sub> (°C)	V <sub>F</sub> (V) max per element	I <sub>R</sub> (mA)	I <sub>R</sub> (H) (mA) V <sub>R</sub> =V <sub>RM</sub> max per element	I <sub>R</sub> (H) (mA) V <sub>R</sub> =V <sub>RM</sub> , Ta=100°C max per element	trr (ns)	I <sub>F</sub> /I <sub>RP</sub> (mA)	R <sub>th</sub> (j-c) (°C/W)	Mass (g)	Fig.		
CTB-24	40	4.0	60	-40 to +150	0.55	2.0	5.0	50	200	100/100	3.0	2.6	Ⓐ			
CTB-24L		10.0				5.0								35		
CTB-34		15.0	10.0			65	100	500/500						1.5	6.1	Ⓑ
CTB-34M		30.0	15.0			100										

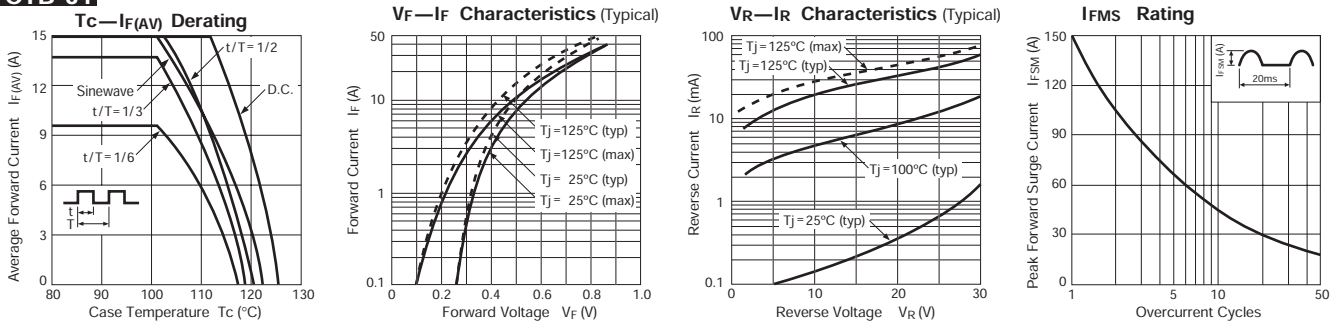
## CTB-24



## CTB-24L

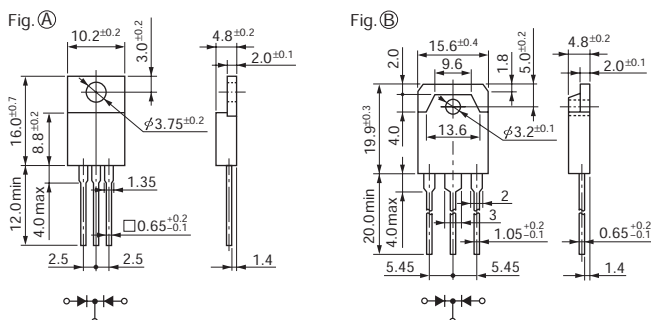


## CTB-34



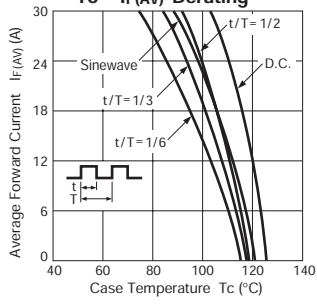
## External Dimensions (Unit: mm)

Flammability:  
UL94V-0 or Equivalent

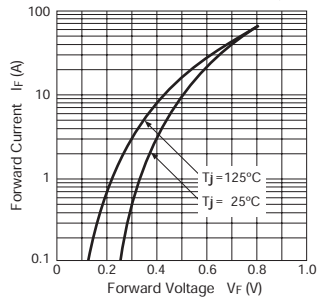


**CTB-34M**

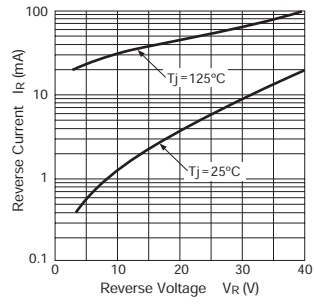
**T<sub>c</sub>—I<sub>F(AV)</sub> Derating**



**V<sub>F</sub>—I<sub>F</sub> Characteristics (Typical)**



**V<sub>R</sub>—I<sub>R</sub> Characteristics (Typical)**



**I<sub>FMS</sub> Rating**

