

TOSHIBA LED LAMP

TLOG116, TLSG116, TLYG116

DUAL COLOR PANEL CIRCUIT INDICATOR

Unit in mm

- 5mm DIAMETER (T-1 3/4)
- All Plastic Mold Type

TLSG116

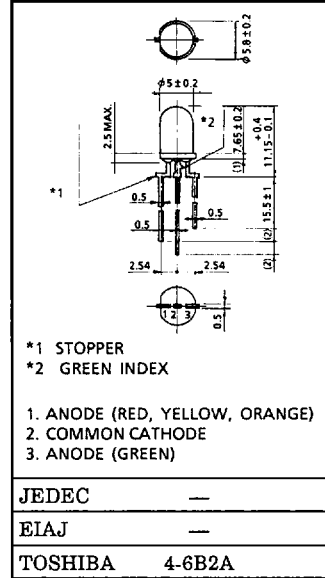
- Milky Diffused Lens
- Low Drive Current, High Intensity Red or Green Light Emission.

TLYG116

- Light Yellow Diffused Lens
- Low Drive Current, High Intensity Yellow or Green Light Emission.

TLOG116

- Light Green Diffused Lens
- Low Drive Current, High Intensity Orange or Green Light Emission.
- Recommended Forward Current : $I_F = 15 \sim 20\text{mA}$ (DC)
- Fast Response Time, Capable of Pulse Operation.



Weight : 0.35g

MATERIALS

PRODUCT NAME	MATERIALS	LIGHT EMITTING COLOR
TLSG116	GaP	Green
	GaAsP	Red
TLYG116	GaP	Green
	GaAsP	Yellow
TLOG116	GaP	Green
	GaAsP	Orange

961001EAC2

● TOSHIBA is continually working to improve the quality and the reliability of its products. Nevertheless, semiconductor devices in general can malfunction or fail due to their inherent electrical sensitivity and vulnerability to physical stress. It is the responsibility of the buyer, when utilizing TOSHIBA products, to observe standards of safety, and to avoid situations in which a malfunction or failure of a TOSHIBA product could cause loss of human life, bodily injury or damage to property. In developing your designs, please ensure that TOSHIBA products are used within specified operating ranges as set forth in the most recent products specifications. Also, please keep in mind the precautions and conditions set forth in the TOSHIBA Semiconductor Reliability Handbook.

● Gallium arsenide (GaAs) is a substance used in the products described in this document. GaAs dust and fumes are toxic. Do not break, cut or pulverize the product, or use chemicals to dissolve them. When disposing of the products, follow the appropriate regulations. Do not dispose of the products with other industrial waste or with domestic garbage.

● The information contained herein is presented only as a guide for the applications of our products. No responsibility is assumed by TOSHIBA CORPORATION for any infringements of intellectual property or other rights of the third parties which may result from its use. No license is granted by implication or otherwise under any intellectual property or other rights of TOSHIBA CORPORATION or others.

● The information contained herein is subject to change without notice.

MAXIMUM RATINGS (Ta = 25°C)

CHARACTERISTIC	SYMBOL	RATING	UNIT
Forward Current (DC)	I_F	25	mA
Reverse Voltage	V_R	4	V
Power Dissipation	P_D	125	mW
Operating Temperature Range	T_{opr}	-20~75	°C
Storage Temperature Range	T_{stg}	-30~100	°C

(Note) The forward current must not exceed the maximum rating, even when two colors are on at the same time.

ELECTRO-OPTICAL CHARACTERISTICS (Ta = 25°C)

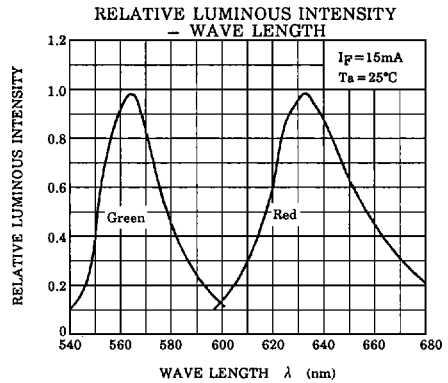
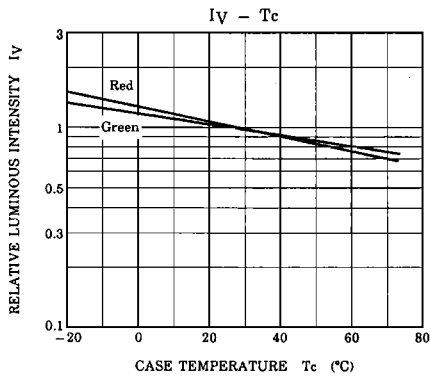
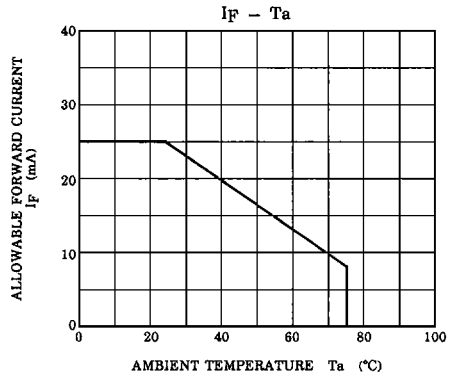
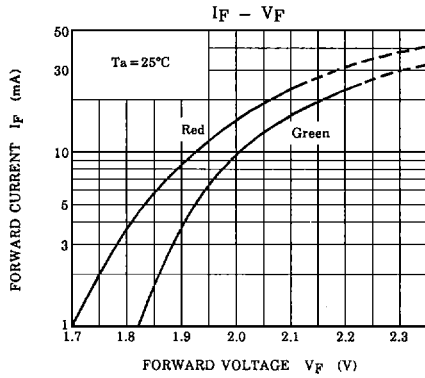
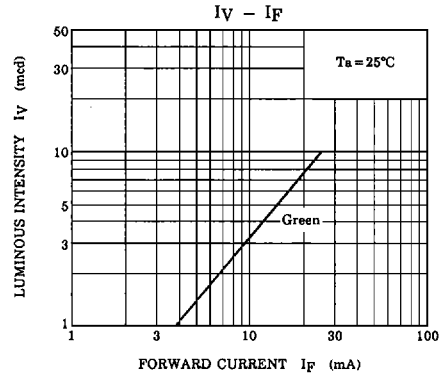
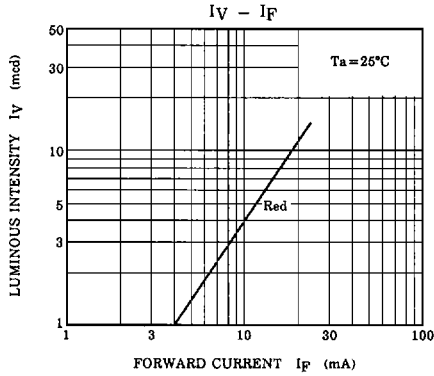
PRODUCT NAME		EMISSION SPECTRUM			LUMINOUS INTENSITY I_V			FORWARD VOLTAGE V_F			REVERSE CURRENT I_R	
		λ_p	$\Delta\lambda$	I_F	MIN.	TYP.	I_F	TYP.	MAX.	I_F	MAX.	V_R
TLSG116	Green	565	25	15	1.5	5.0	15	2.15	2.8	20	100	4
	Red	635	40		1.5	7.0		2.05	2.8			
TLYG116	Green	565	25	15	1.5	5.0	15	2.15	2.8	20	100	4
	Yellow	585	32		1.5	5.0		2.05	2.8			
TLOG116	Green	565	25	15	1.5	5.0	15	2.15	2.8	20	100	4
	Orange	610	35		1.5	5.0		2.05	2.8			
Unit		nm		mA	med		mA	V		mA	μ A	V

PRECAUTION

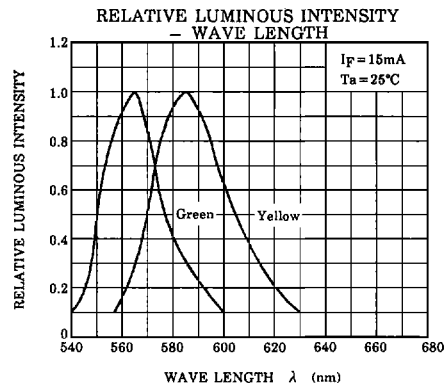
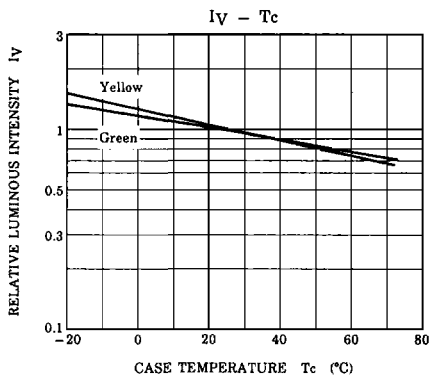
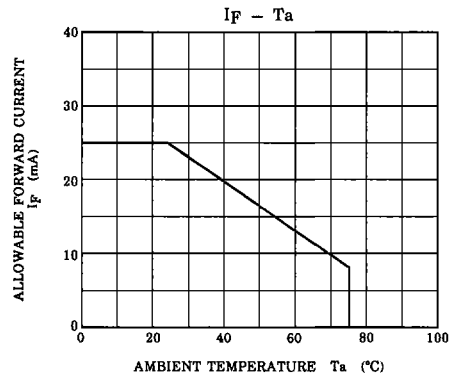
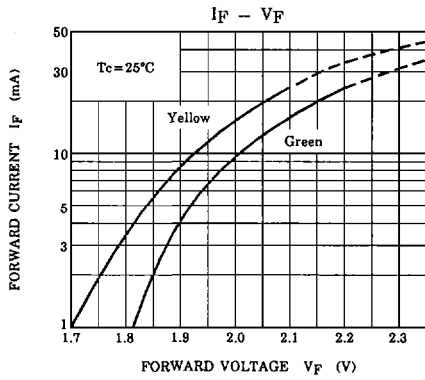
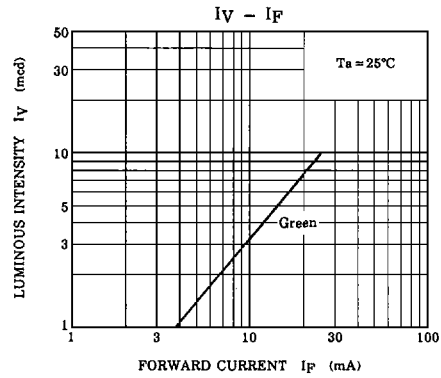
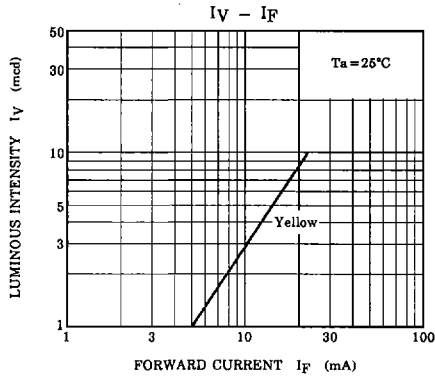
Please be careful of the followings.

- Soldering temperature : 260°C MAX. Soldering time : 3s MAX.
(Soldering portion of lead : below the lead stopper)
- If the lead is formed, the lead should be formed below the lead stopper without forming stress to the resin. Soldering should be performed after lead forming.

TLGS116



TLYG116



TLOG116

