2SA1341, 2SC3395

2018A

PNP/NPN Epitaxial Planar Silicon Transistors

Switching Applications

(with Bias Resistances R1=47kΩ, R2=47kΩ)

Ⓔ1283C

Applications

- Switching circuit, inverter circuit, interface circuit, driver circuit.

Features

- Built-in bias resistor (R_1=47kΩ, R_2=47kΩ).
- Small-sized package (CP).

( ): 2SA1341

Absolute Maximum Ratings/T_a=25°C

			unit
Collector to Base Voltage	V_{CBO}	(−)50	V
Collector to Emitter Voltage	V_{CEO}	(−)50	V
Emitter to Base Voltage	V_{EBO}	(−)10	V
Collector Current	I_C	(−)100	mA
Peak Collector Current	i_{cp}	(−)200	mA
Collector Dissipation	P_C	200	mW
Junction Temperature	T_j	150	°C
Storage Temperature	T_{stg}	−55 to +150	°C

Electrical Characteristics/T_a=25°C

			min	typ	max	unit
Collector Cutoff Current	I_{CBO}	V_{CB}=(−)40V, I_E=0			(−)0.1	μA
Collector Cutoff Current	I_{CEO}	V_{CE}=(−)40V, I_B=0			(−)0.5	μA
Emitter Cutoff Current	I_{EBO}	V_{EB}=(−)5V, I_C=0	(−)30	(−)53	(−)80	μA
DC Current Gain	h_{FE}	V_{CE}=(−)5V, I_C=(−)5mA	50			
Gain Band-width product	f_T	V_{CE}(−)10V, I_C=(−)5mA		250 (200)		MHz
Output Capacitance	c_{ob}	V_{CB}=(−)10V, f=1MHz		3.5 (5.3)		pF
Collector to Emitter Saturation Voltage	$V_{CE(sat)}$	I_C=(−)5mA, I_B=(−)0.25mA		(−)0.1	(−)0.3	V

Continued on next page.

Marking

2SA1341:BL, 2SC3395:BY

Electrical Connection

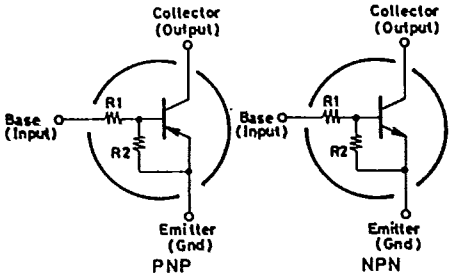

Case Outline 2018A
(unit : mm)

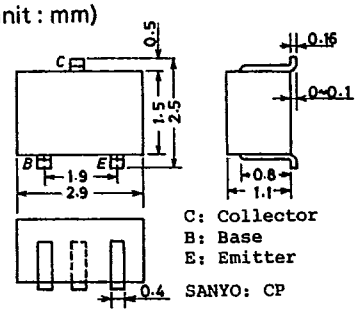

C: Collector
B: Base
E: Emitter
SANYO: CP

Continued from preceding page.

			min	typ	max	unit
Collector to Base Breakdown Voltage	$V_{(BR)CBO}$	I_C=(−)10μA, I_E=0	(−)50			V
Collector to Emitter Breakdown Voltage	$V_{(BR)CEO}$	I_C=(−)100μA, R_{BE}=∞	(−)50			V
Input Off Voltage	$V_{I(off)}$	V_{CE}=(−)5V, I_C=(−)100μA	(−)0.8	(−)1.1	(−)1.5	V
Input On Voltage	$V_{I(on)}$	V_{CE}=(−)0.2V, I_C=(−)5mA	(−)1.0	(−)2.5	(−)5.0	V
Input Resistance	R_1		32	47	62	kΩ
Input Resistance Ratio	R_1/R_2		0.9	1.0	1.1	—

■ **Sample Application Circuit**

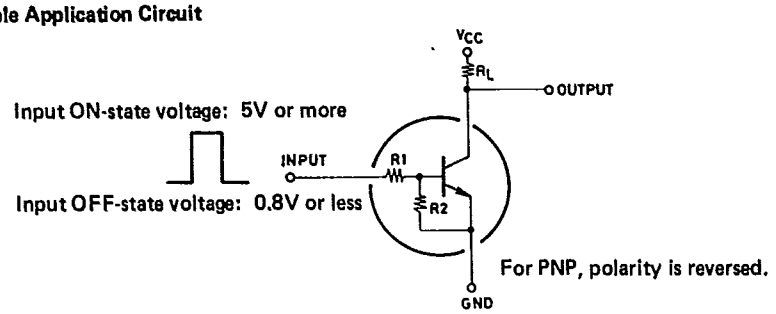

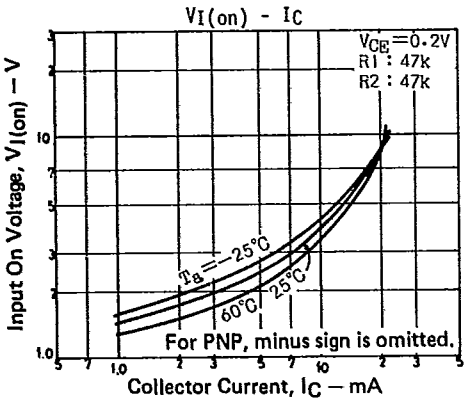

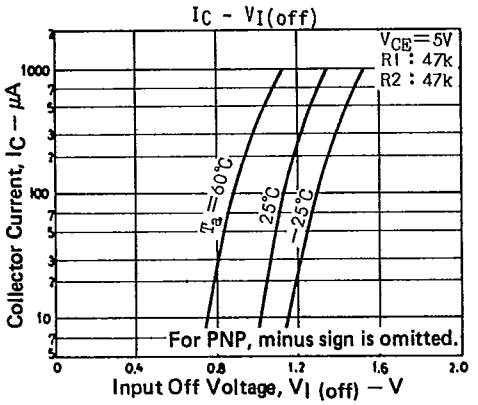

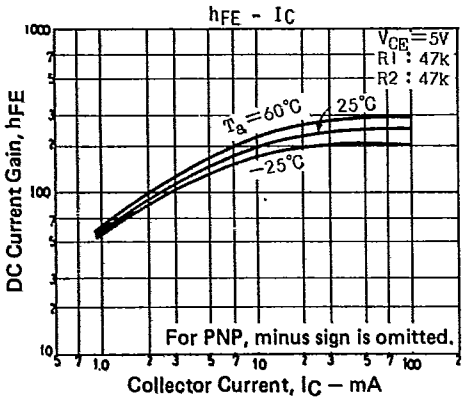

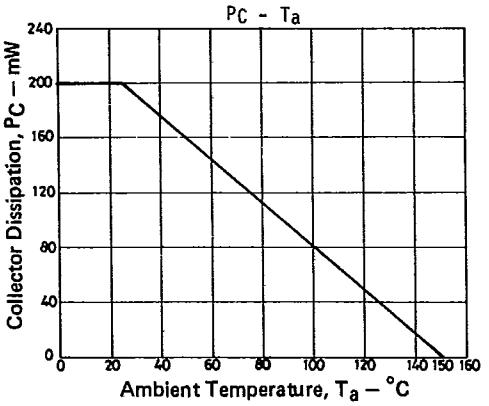

CASE OUTLINES OF SURFACE MOUNT TRANSISTORS

- All of Sanyo surface mount transistor case outlines are illustrated below.
- All dimensions are in mm, and dimensions which are not followed by min. or max. are represented by typical values.
- No marking is indicated.

Case Outline—[2018A] unit: mm

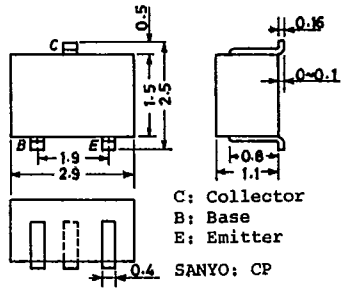

Case Outline—[2038] unit: mm

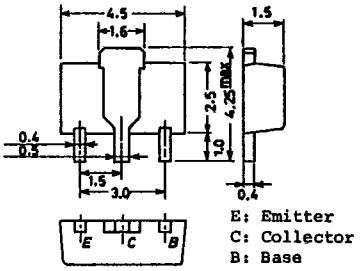

Case Outline—[2024A] unit: mm

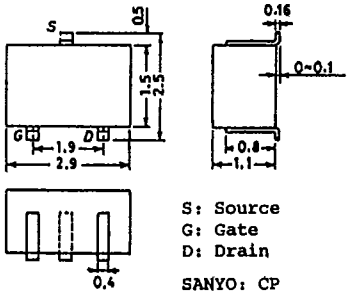

Case Outline—[2044] unit: mm

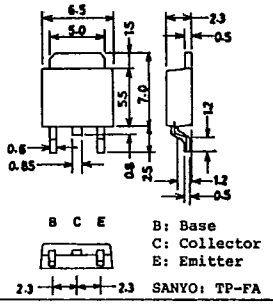

Case Outline—[2028A] unit: mm

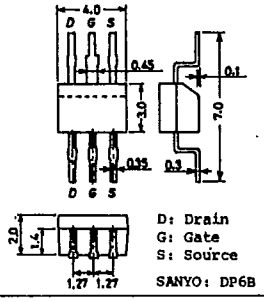

Case Outline—[2046] unit: mm

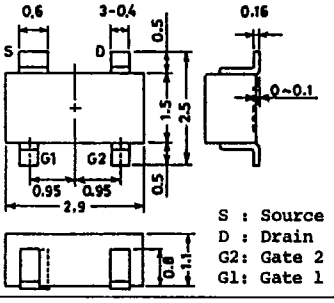

Case Outline—[2030A] unit: mm

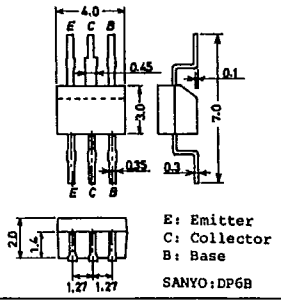
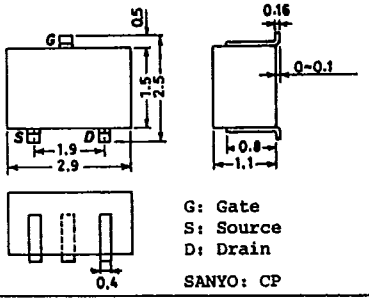
Case Outline—[2050] unit: mm