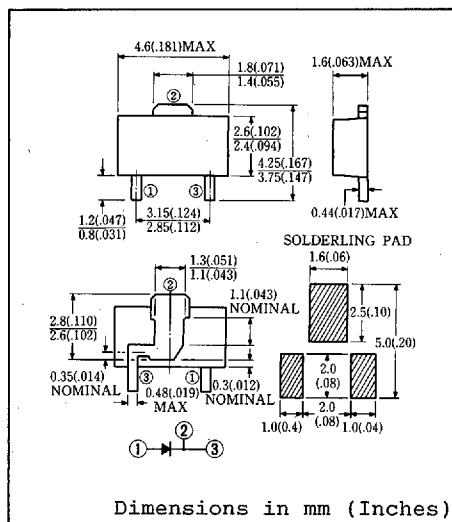


FEATURES

- TO-243AB (SOT-89) Case
- Surface Mount Device
- Low Forward Voltage Drop
- Low Reverse Leakage Current
- Packaged in 12mm Tape and Reel



MAXIMUM RATINGS

Voltage Rating	TYPE Symbol	E10DS1	E10DS2	E10DS4	Unit
Repetitive Peak Reverse Voltage	V_{RRM}	100	200	400	v
Non-Repetitive Peak Reverse Voltage	V_{RSM}	250	400	500	v
Electrical Rating	Symbol	Condition		Rating	Unit
Average Rectified Output Current	I_O	180° sinusoidal wave conduction P.C. Board mounted* $T_a = 31^\circ C$		1.0	A
RMS Forward Current	$I_{F(RMS)}$			1.57	A
Peak One-cycle Forward Surge Current	I_{FSM}	50Hz half sine wave, non-repetitive		20	A
Operating Frequency	f			1,000	Hz
Operating Junction Temperature Range	T_{jw}			-40 to 150	°C
Storage Temperature Range	T_{stg}			-40 to 150	°C

ELECTRICAL & THERMAL CHARACTERISTICS

Characteristics	Symbol	Test Condition	Max.	Unit
Peak Forward Voltage	V_{FM}	$I_{FM} = 1.0A$ $T_j = 25^\circ C$	1.0	V
Peak Reverse Current	I_{RM}	$V_{RM} = V_{RRM}$ $T_j = 25^\circ C$	50	μA
Thermal Resistance	$R_{th(j-a)}$	Junction to Ambient, PCB mounted*	110	°C/W

* P.C. Board Print Land = 15 x 15mm

FIG.1-FORWARD VOLTAGE VS. FORWARD CURRENT

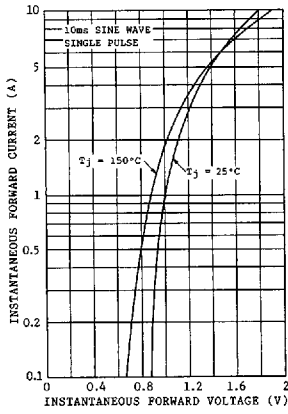


FIG.2-AVERAGE FORWARD POWER DISSIPATION

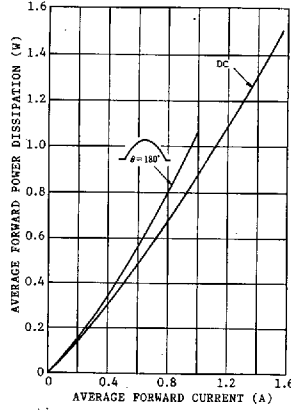


FIG.3-AVERAGE FORWARD CURRENT VS. AMBIENT TEMPERATURE

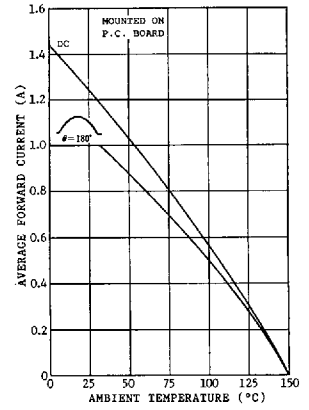
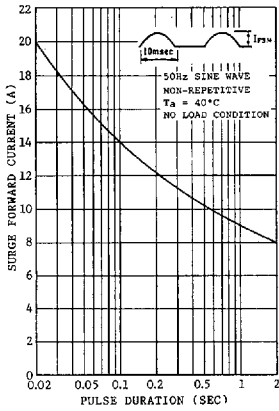


FIG.4-SURGE CURRENT RATINGS



G